

week



reddot design award
honourable mention 2009

SC 28.x1 pro

[paladin 172 4x1 pro]

- 1 or 2 channels
- Daily and weekly program
- 46 memory locations
- 10 years battery-reserve
- Minimum interval 1 min.
- Switching capacity 16 A per channel
- Permanent by date / holiday function
- Manual permanent mode
- Manual override
- Automatic sorting of switching times on readout
- Unrestricted block programming
- Fully automatic daylight saving time
- Elapsed time and pulse counter
- Pulse function
- Security by PIN-Code
- Illuminated display
- Data-key function

Further information / Accessory

**Accessory: Data-key DK pro
and programming package PP 50 pro**
(not included in delivery of the time switch)



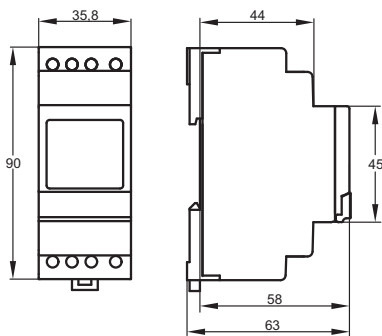
Comparable products ...

SC 28.x2 pro / paladin 172 4x2 pro with additional features:
100 memory locations, cycle function, external input function

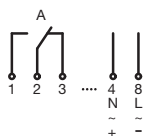
Highlights

- Text based menu and self-explanatory symbols
- Display with a large dot matrix area to provide two high resolution text lines
- Easy handling. Quick and intuitive programmable time switch
- Can be programmed with supply disconnected
- Unlimited program security by E²-PROM
- Programmable with PC
(Accessory Data-key DK pro and Programming package PP 50 pro)

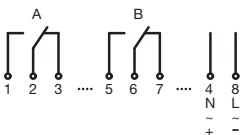
Digital time switch SC 28.x1 *pro* [paladin 1724x1 *pro*] for DIN-rail mounting



SC 28.11 *pro* / paladin 172 411 *pro*
(1 channel)



SC 28.21 *pro* / paladin 172 421 *pro*
(2 channels)



Technical data

Supply voltage	230 V, 50–60 Hz other voltages on request
Power consumption (real power)	0.8–1.8 W (depending on the switching status)
Channel (potential-free)	Change-over, contact gap < 3 mm (μ)
Contact material	AgCdO
Switching capacity per channel	16 A / 250 V~ at cosφ=1 6 A with inductive load cosφ=0.6
Min. switching power	500 mW (10 V / 5 mA)
Max. starting current	30 A
Filament Lamp	1,000 W
Halogen Lamp	1,000 W
Fluorescent Lamp uncompensated	500 VA
Fluorescent Lamp series compensated	500 VA
Fluorescent Lamp parallel compensated	300 VA
Fluorescent Lamp double switch	500 VA
Mercury Discharge Lamp uncompensated	2 x 125 W, 1 x 250 W
Mercury Discharge Lamp parallel compensated	3 x 50 W (7 μF), 2 x 125 W (10 μF), 1 x 250 W (18 μF)
Sodium Discharge Lamp uncompensated	1 x 150 W
Compact Fluorescent Lamp convent. lamp ballast	500 VA
Compact Fluorescent Lamp electron. lamp ballast	2 x electronic lamp ballast, power independent
Switching functions	ON; OFF; pulse
Pulse length Pulse function (switching time)	00:01 up to 59:59 mm:ss
Memory locations	46
Minimum interval	1 min.
Time base	Quartz
Power back-up (at 20°C)	approx. 10 years (depends on the Lithium-battery life)
Program security	unlimited (E ² -PROM)
Quartz accuracy (at 20°C)	≤ ±0.5 sec./day
Display	high resolution LCD (visible area 7.5 cm ²)
Permitted ambient temperature	–30°...+55°C
Enclosure	self-extinguishing thermoplastic
Dimensions	45 x 35 x 58 mm
Distribution board mounting	35 mm DIN-rail (DIN EN 60715)
Type of connection	Screw terminals (pull-up type)
Type of protection	IP 20 to DIN EN 60529
Class of protection	II when installed according to regulations
Accessories (not included in delivery)	Data-key DK <i>pro</i> , programming package PP 50 <i>pro</i>
Certification mark	VDE

Overview time switch functions

	Switching time	Channel-key
ON/OFF	✓	✓
Permanent	✓	✓
Pulse	✓	
Timer		
Cycle		
Astro		
Permanent by date	✓	
Yearly program		

Order number	Channels	Time base	Special function
SC 28.11 <i>pro</i> / paladin 172 411 <i>pro</i>	1	Quartz	data-key (optional)
SC 28.21 <i>pro</i> / paladin 172 421 <i>pro</i>	2	Quartz	data-key (optional)

↙ Housing colour