



reddot design award
honourable mention 2009

SC 28.X3 *pro* astr-ö [paladin 172 4X3 *pro*]

- 1 or 2 channels
- Daily and weekly program
- Astro program
- 60 memory locations
- Minimum interval 1 min
- Switching capacity 16 A per channel
- Permanent by date / holiday function
- Manual permanent mode
- Manual override
- Automatic sorting of switching times on readout
- Unrestricted block programming
- Fully automatic daylight saving time
- Elapsed time and pulse counter
- Security by PIN-Code

Comparable products ...

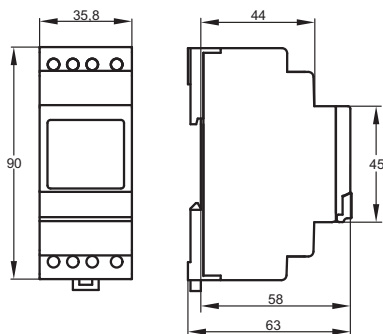
SC 28.X4 *pro* / paladin 1724X4 *pro* with additional features:
100 memory locations, Data-key function, Timer function,
Advanced warning function, External input function, illuminated display

Highlights

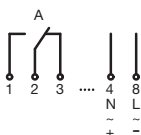
- Astro program
- Text based menu and self-explanatory symbols
- Display with a large dot matrix area to provide two high resolution text lines
- Easy handling. Quick and intuitive programmable time switch
- Can be programmed with supply disconnected (6 years battery-reserve)
- Unlimited program security by E²-PROM

Digital time switch SC 28.X3 *pro*

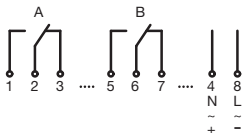
for DIN-rail mounting [paladin 172 4X3 *pro*]



SC 28.13 *pro* / paladin 172 413 *pro*
(1 channel)



SC 28.23 *pro* / paladin 172 423 *pro*
(2 channels)



Technical data

Voltages	230 V, 50–60 Hz other voltages on request
Power consumption (real power)	0.8–1.8 W (depending on the switching status)
Channel (potential-free)	Change-over, contact gap < 3 mm (μ)
Contact material	AgSnO ₂
Switching capacity per channel	16 A / 250 V~ at cosφ=1 6 A with inductive load cosφ=0.6
Min. switching power	1000 mW (10 V / 10 mA)
Max. starting current	50 A
Filament Lamp	2,000 W
Halogen Lamp	2,000 W
Fluorescent Lamp uncompensated	1,000 VA
Fluorescent Lamp series compensated	1,000 VA
Fluorescent Lamp parallel compensated	550 VA
Fluorescent Lamp double switch	1,000 VA
Mercury Discharge Lamp uncompensated	4 x 125 W, 2 x 250 W, 1 x 400 W, 1 x 700 W
Mercury Discharge Lamp parallel compensated	6 x 50 W (7 μF), 4 x 125 W (10 μF), 2 x 250 W (18 μF), 1 x 400 W (25 μF), 1 x 700 W (40 μF)
Sodium Discharge Lamp uncompensated	2 x 250 W, 1 x 400 W
Sodium Discharge Lamp parallel compensated	2 x 150 W (20 μF), 1 x 250 W (32 μF), 1 x 400 W (45 μF)
Compact Fluorescent Lamp convent. lamp ballast	1,000 VA
Compact Fluorescent Lamp electron. lamp ballast	4 x electronic lamp ballast, power independent
Switching functions	Astro ON/OFF; Night ON/OFF; Extra ON/OFF
Offset Astro switching time	+/- 90 min
Memory locations	60
Minimum interval	1 min
Time base	Quartz crystal
Power back-up (at 20°C)	approx. 6 years (depends on the Lithium-battery life)
Program security	unlimited (E ² -PROM)
Quartz cryst. accuracy (at 20°C)	≤ ±1 sec/day
Display	high resolution LCD (visible area 7.5 cm ²)
Permitted ambient temperature	-30°...+55°C
Enclosure	self-extinguishing thermoplastic
Dimensions	45 x 35 x 58 mm
Distribution board mounting	35 mm DIN-rail (DIN EN 50022)
Type of connection	Screw terminals (pull-up type)
Type of protection	IP 20 to DIN EN 60529
Class of protection	II when installed according to regulations
Certification mark	VDE

Overview time switch functions

	Switching time	Channel-key
ON/OFF	✓	✓
Permanent	✓	✓
Pulse		
Timer		
Cycle		
Astro	✓	
Permanent by date	✓	
Yearly program		

Order number	Channels	Time base	Special function
SC 28.13 <i>pro</i> / paladin 172 413 <i>pro</i>	1	Quartz	Astro
SC 28.23 <i>pro</i> / paladin 172 423 <i>pro</i>	2	Quartz	Astro

▼ Housing colour