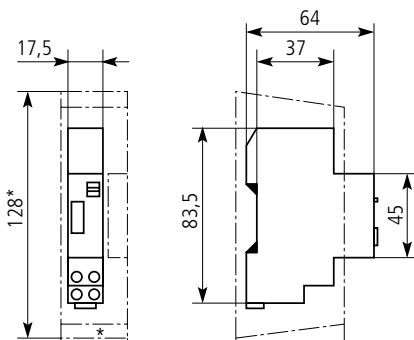




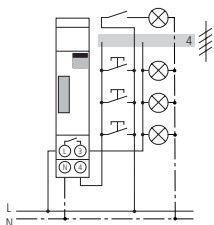
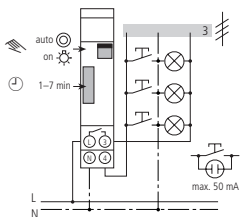
- Electromechanic lighting timer
- Manual override for timed or permanent lighting
- Pre-selector for 3- or 4-conductor rising mains
- Resettable after 30 sec
- Glow lamp load: up to 50 mA
- Time delay 1 to 7 minutes

Staircase lighting timers 254 500

for DIN-rail and wall mounting



254 500



Technical data

Voltages	230 V \pm 10%, 50 Hz
Switch	16 A bei 250 VAC, $\cos\phi = 1$
Incandescent Lamp, Halogen Lamp	2300 W
Fluorescent Lamp uncompensated	2300 W
Fluorescent Lamp series compensated	2300 W
Fluorescent Lamp parallel compensated (70 μF)	1300 W
Compact Fluorescent Lamp conventional lamp ballast	2000 W
Compact Fluorescent Lamp electronic lamp ballast	9 x 7 W, 6 x 11 W, 5 x 15 W, 5 x 20 W max.
Glow lamp load	max. 50 mA
Permitted ambient temperature	-10°...+50°C

Rights to technical amendments reserved.

Accessory

Set for wall mounting 204 003

Type/Order No. Switching contacts

254 500

1