



SC 08.13 *pro*

[paladin 172 113 *pro*]

- 1 channel
- Daily and weekly program
- Astro program
- 60 memory locations
- Minimum interval 1 min
- Switching capacity 16 A
- Permanent by date / holiday function
- Manual permanent mode
- Manual override
- Automatic sorting of switching times on readout
- Unrestricted block programming
- Fully automatic daylight saving time
- Elapsed time and pulse counter
- Security by PIN-Code

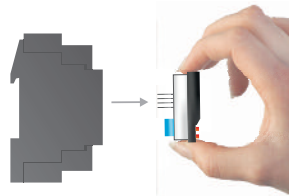
Accessory

Accessory: Programming package PP 50 *pro*
(not included in delivery of the time switch)

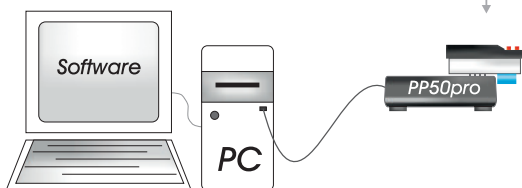


Further information

Removable programming module



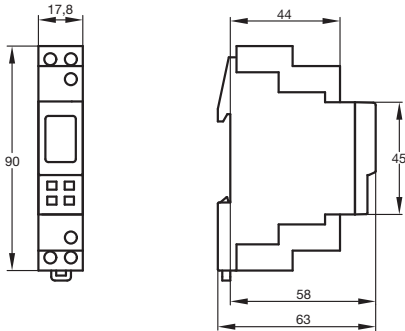
**Programmable with
Programming package PP 50 *pro***



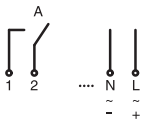
Highlights

- Astro program
- Removable programming module
- Text based menu and self-explanatory symbols
- Easy handling. Quick and intuitive programmable time switch
- Can be programmed with supply disconnected (6 years battery-reserve)
- Unlimited program security by E²-PROM
- Programmable with Programming package PP 50 *pro* (not included in delivery)

Digital time switch SC 08.13 pro [paladin 172 113 pro] for DIN-rail mounting



SC 08.13 pro / paladin 172 113 pro



Technical data

Voltages	230 V, 50–60 Hz other voltages on request
Power consumption (real power)	1.0 W
Channel (potential-free)	Normally open, contact gap < 3 mm (μ)
Contact material	AgSnO ₂ + W pre-make contact
Switching capacity	16 A / 250 V~ at cosφ=1 16 A with inductive load cosφ=0.6
Min. switching power	1000 mW (10 V / 10 mA)
Max. starting current	165 A / 20 ms (filament lamp) 800 A / 200 μs (fluorescent lamp)
Filament Lamp	2,000 W
Halogen Lamp	2,000 W
Fluorescent Lamp uncompensated	1,000 VA
Fluorescent Lamp series compensated	1,000 VA
Fluorescent Lamp parallel compensated	550 VA
Fluorescent Lamp double switch	1,000 VA
Mercury Discharge Lamp uncompensated	4 x 125 W, 2 x 250 W, 1 x 400 W, 1 x 700 W
Mercury Discharge Lamp parallel compensated	6 x 50 W (7 μF), 4 x 125 W (10 μF), 2 x 250 W (18 μF), 1 x 400 W (25 μF), 1 x 700 W (40 μF)
Sodium Discharge Lamp uncompensated	2 x 250 W, 1 x 400 W
Sodium Discharge Lamp parallel compensated	2 x 150 W (20 μF), 1 x 250 W (32 μF), 1 x 400 W (45 μF)
Compact Fluorescent Lamp convent. lamp ballast	1,000 VA
Compact Fluorescent Lamp electron. lamp ballast	4 x electronic lamp ballast, power independent
Switching functions	Astro ON/OFF; Night ON/OFF; Extra ON/OFF
Offset Astro switching time	+/- 90 min
Memory locations	60
Minimum interval	1 min
Time base	Quartz
Power back-up (at 20°C)	approx. 6 years
Program security	unlimited (E ² -PROM)
Quartz cryst. accuracy (at 20°C)	≤ ±1 sec/day
Display	LCD
Permitted ambient temperature	-30°...+50°C
Enclosure	self-extinguishing thermoplastic
Dimensions	45 x 17.5 x 58 mm
Distribution board mounting	35 mm DIN-rail (DIN EN 50022)
Type of connection	Screw terminals (pull-up type)
Type of protection	IP 20 to DIN EN 60529
Class of protection	II when installed according to regulations
Accessories (not included in delivery)	Data-key DK pro, programming package PP 50 pro
Certification mark	VDE

Overview time switch functions

	Switching time	Channel-key
ON/OFF	✓	✓
Permanent	✓	✓
Pulse		
Timer		
Cycle		
Astro	✓	
Permanent by date	✓	
Yearly program		

Order number	Channel	Time base	Special function
SC 08.13 pro	1	Quartz	Removable programming module, Astro

▼ Housing colour