

SC 98.47 pro



Master clock

- For approx. 40 slave clocks (24 V DC, 300 mA, pole changing pulse)
- Short-circuit proof
- Automatic adjustment of the slave clocks
- Automatic time correction of slave clock/s after supply voltage interruption
- Repetition of the last applied minute-pulse
- Fully automatic summertime change (European standard) with 60 additional pulses or 1 hour pulse suppression of the slave-clock-line
- Monitoring of the slave-clock-line and malfunction indicator in display
- Security by PIN-Code
- Illuminated display
- Data-key function
- DCF function

Further information / Accessory

Accessory: Data-key DK pro and programming package PP 50 pro
(not included in delivery of the time switch)



Accessory: DCF radio receiver FU 20.00 pro
(not included in delivery of the time switch)

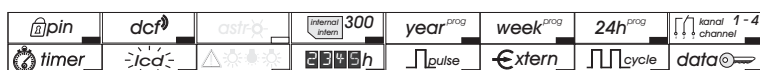


Accessory: Mini terminal box 8PLE – 140 mm, for wall mounting
(not included in delivery of the time switch)

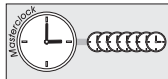
Highlights

- Yearly program with Easter function, Weekday function and Extra-switching-time function
- Text based menu and self-explanatory symbols
- Display with a large dot matrix area to provide two high resolution text lines
- Easy handling. Quick and intuitive programmable time switch
- Can be programmed with supply disconnected (6 years battery-reserve)
- Unlimited program security by E²-PROM
- Programmable with PC (Accessory Data-key DK pro and Programming package PP 50 pro)

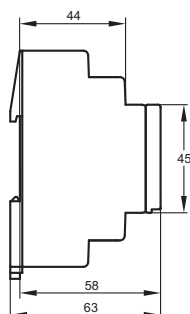
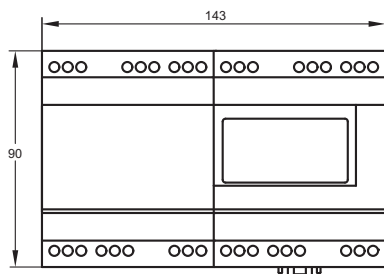
Overview time switch function (Functions similar to SC 98.40 pro)



- 4 channels (change-over)
- Daily, weekly and yearly program
- 300 memory locations
- Minimum interval 1 min
- Permanent by date
- Manual override
- Elapsed time and pulse counter
- Pulse function
- Cycle function
- Timer function
- Channel button function
- DCF function
- External input function
- Data-key function



Digital time switch as master clock SC 98.47 pro for DIN-rail mounting



Technical data master clock unit

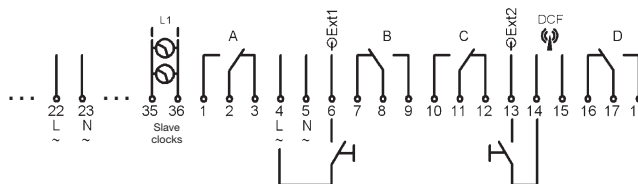
Output voltage	24 VDC
Power consumption	approx. 8 Watt
Output current	300 mA
Max. number slave clocks	approx. 40 slave clocks à 7 mA
Output signal	Pole changing pulse
Pulse sequence	Normal operation 1/min; during adjustment 10/min
Pulse length Pulse function (switching time)	1.5 sec

Technical data master clock unit

Supply voltage	230 V, 50–60 Hz
Power consumption (real power)	Time switch: 1.3–3.5 W (depending on the switching status) Master clock: 2.0–4.6 W (depends on the installed slave clocks)
Channels (potential-free)	Change-over, contact gap < 3 mm (μ)
Contact material	AgSnO ₂
Switching capacity per channel	10 A / 250 V~ at cosφ=1 6 A with inductive load cosφ=0.6
Min. switching power	1000 mW (10 V / 10 mA)
Max. starting current	50 A
Switching functions	ON, OFF, pulse, cycle
Pulse length Pulse function (switching time)	00:01 up to 59:59 mm:ss
Pulse length Timer (man. switching)	0:00:01 up to 9:59:59 h:mm:ss
Pulse/Pause length Cycle	0:00:01 up to 9:59:59 h:mm:ss
Memory locations	300
Minimum interval	1 min
Time base	Quartz crystal or DCF 77 (FU 20.00 pro)
Power back-up (at 20°C)	approx. 6 years (depends on the Lithium-battery life)
Program security	unlimited by E ² -PROM
Quartz-crystal accuracy (at 20°C)	≤ ±1.5 sec/day
Display	high resolution LCD (visible area 12.8 cm ²)
Permitted ambient temperature	-10°...+50°C
Enclosure	self-extinguishing thermoplastic
Dimensions	45 x 143 x 58 mm
Distribution board mounting	35 mm section rails (DIN EN 50022)
Type of connection	Screw terminals (Pull-up type)
Type of protection	IP 20 to DIN EN 60529
Class of protection	II when installed according to regulations
Accessories (not included in delivery)	Data-key DK pro, DCF radio receiver FU 20.00 pro, programming package PP 50 pro, Mini terminal box 8PLE

Overview time switch functions

	Switching time	Channel-key External input
ON/OFF	✓	✓
Permanent	✓	✓
Pulse	✓	
Timer		✓
Cycle	✓	✓
Astro		
Permanent by date	✓	
Yearly program	✓	



Order number	Number of slave-clock-lines	Channels	Time base
SC 98.47 pro	1	4	Quartz/DCF

✓ Housing colour