

year



## SC 98.X0 *pro*

[paladin 179 6X0 *pro*]

- 1, 2, 3, or 4 channels
- Daily, weekly and yearly program
- 300 memory locations
- Minimum interval 1 min
- Switching capacity 10 A per channel
- Up to 300 permanent switchings by date
- Manual permanent mode
- Manual override
- Automatic sorting of switching times on readout
- Unrestricted block programming
- Fully automatic daylight saving time
- Elapsed time and pulse counter
- Pulse function
- Cycle function
- Timer function
- External input function
- Channel button function
- DCF function
- Security by PIN-Code
- Illuminated display
- Data-key function

### Further information / Accessory

**Accessory: Data-key DK *pro***  
**and programming package PP 50 *pro***  
 (not included in delivery of the time switch)



**Accessory: DCF radio receiver FU 20.00 *pro***  
 (not included in delivery of the time switch)

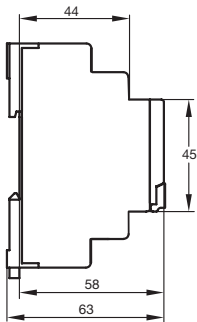
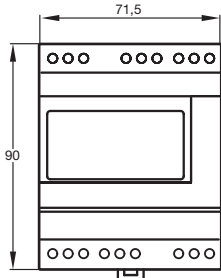


**Accessory: Mini terminal box 4PLE – 70 mm, for wall mounting**  
 (not included in delivery of the time switch)

### Highlights

- Yearly program with Easter function, Weekday function and Extra-switching-time function
- Up to 300 permanent switchings by date with Easter function
- Text based menu and self-explanatory symbols
- Display with a large dot matrix area to provide two high resolution text lines
- Easy handling. Quick and intuitive programmable time switch
- Can be programmed with supply disconnected (6 years battery-reserve)
- Unlimited program security by E<sup>2</sup>-PROM
- Programmable with PC (Accessory Data-key DK *pro* and Programming package PP 50 *pro*)

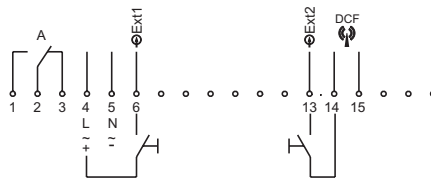
## Digital time switch SC 98.X0 *pro* [paladin 1796X0 *pro*] for DIN-rail mounting



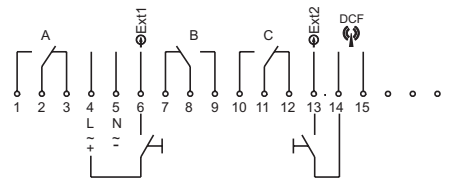
### Technical data

<b>Voltages</b>	230 V, 50–60 Hz other voltages on request
<b>Power consumption</b> (real power)	1.2–3.2 W (depending on the switching status)
<b>Channels</b> (potential-free)	Change-over, contact gap < 3 mm (μ)
<b>Contact material</b>	AgSnO <sub>2</sub>
<b>Switching capacity per channel</b>	10 A / 250 V~ at cosφ=1 6 A with inductive load cosφ=0.6
<b>Min. switching power</b>	1000 mW (10 V / 10 mA)
<b>Max. starting current</b>	50 A
<b>Switching functions</b>	ON, OFF, pulse, cycle, yearly program
<b>Pulse length Pulse function</b> (switching time)	00:01 up to 59:59 mm:ss
<b>Pulse length Timer</b> (man. switching)	0:00:01 up to 9:59:59 h:mm:ss
<b>Pulse/Pause length Cycle</b>	0:00:01 up to 9:59:59 h:mm:ss
<b>Memory locations</b>	300
<b>Minimum interval</b>	1 min
<b>Time base</b>	Quartz crystal or DCF 77 (FU 20.00 <i>pro</i> )
<b>Power back-up</b> (at 20°C)	approx. 6 years (depends on the Lithium-battery life)
<b>Program security</b>	unlimited by E <sup>2</sup> -PROM
<b>Quartz-crystal accuracy</b> (at 20°C)	≤ ±1.5 sec/day
<b>Display</b>	high resolution LCD (visible area 12.8 cm <sup>2</sup> )
<b>Permitted ambient temperature</b>	–30°...+55°C
<b>Enclosure</b>	self-extinguishing thermoplastic
<b>Dimensions</b>	45 x 71.5 x 58 mm
<b>Distribution board mounting</b>	35 mm section rails (DIN EN 50022)
<b>Type of connection</b>	Screw terminals (Pull-up type)
<b>Type of protection</b>	IP 20 to DIN EN 60529
<b>Class of protection</b>	II when installed according to regulations
<b>Accessories</b> (not included in delivery)	Data-key DK <i>pro</i> , DCF radio receiver FU 20.00 <i>pro</i> , programming package PP 50 <i>pro</i> , Mini terminal box 4PLE
<b>Certification mark</b>	VDE

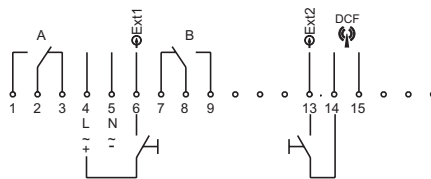
### SC 98.10 *pro* / paladin 179 610 *pro* (1 channel)



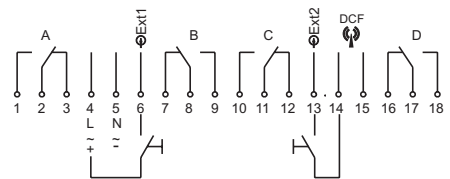
### SC 98.30 *pro* / paladin 179 630 *pro* (3 channels)



### SC 98.20 *pro* / paladin 179 620 *pro* (2 channels)



### SC 98.40 *pro* / paladin 179 640 *pro* (4 channels)



### Overview time switch functions

	Switching time	Channel-key External input
ON/OFF	✓	✓
Permanent	✓	✓
Pulse	✓	
Timer		✓
Cycle	✓	✓
Astro		
Permanent by date	✓	
Yearly program	✓	

Order number	Channels	Time base	Special function
SC 98.10 <i>pro</i> / paladin 179 610 <i>pro</i>	1	Quartz/DCF	External input, yearly program
SC 98.20 <i>pro</i> / paladin 179 620 <i>pro</i>	2	Quartz/DCF	External input, yearly program
SC 98.30 <i>pro</i> / paladin 179 630 <i>pro</i>	3	Quartz/DCF	External input, yearly program
SC 98.40 <i>pro</i> / paladin 179 640 <i>pro</i>	4	Quartz/DCF	External input, yearly program

✓ Housing colour

